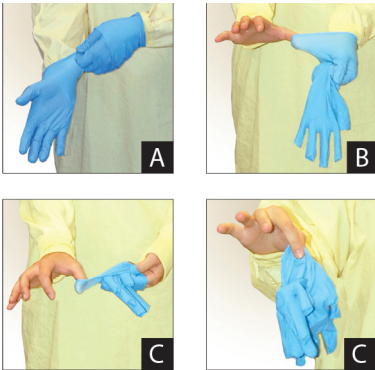


Taking off (Doffing) Personal Protective Equipment (PPE)

1 Gloves



A Grasp the outside edge of the glove near the wrist and peel away from the hand, turning the glove inside-out.

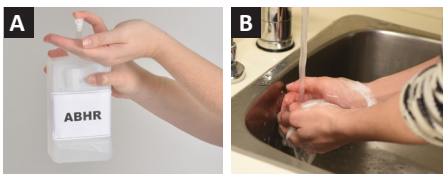
- ♦ Hold the glove in the opposite gloved hand.

B Slide an ungloved finger or thumb under the wrist of the remaining glove.

C Peel the glove off and over the first glove, making a bag for both gloves.

- ♦ Put the gloves in the garbage.

2 HAND HYGIENE



A Using an alcohol-based hand rub is the preferred way to **clean your hands**.

B If your hands look or feel dirty, soap and water must be used to wash your hands.

3 Gown



A Carefully unfasten ties.

B Grasp the outside of the gown at the back of the shoulders and pull the gown down over the arms.

C Turn the gown inside out during removal.

- ♦ Put in hamper or, if disposable, put in garbage.

4 HAND HYGIENE



- ♦ **Clean your hands.** (See No. 2)

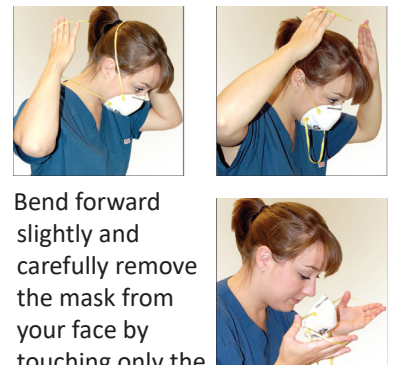
- ♦ Exit the patient room, close the door and **clean your hands** again.

5 Eye Protection or Face Shield



- ♦ Handle only by headband or ear pieces.
- ♦ Carefully pull away from face.
- ♦ Put reusable items in appropriate area for cleaning.
- ♦ Put disposable items into garbage.

6 Mask or N95 Respirator



- ♦ Bend forward slightly and carefully remove the mask from your face by touching only the ties or elastic bands.
- ♦ Start with the bottom tie, then remove the top tie.
- ♦ Throw the mask in the garbage.

There are different styles of N95 respirators but all styles have the same basic steps for doffing.

7 HAND HYGIENE

- ♦ **Clean your hands.** (See No. 2)